

VillaDeja

Handbook

SamuiVillaNow
www.samuivillanow.com

TABLE OF CONTENTS

Table of Contents	2
Welcome to Koh Samui and Villa Deja!	3
DIRECTIONS AND HOW TO FIND THE VILLA.....	4
SECTION 1 – FEATURES OF VILLA DEJA	5
SECTION 2 – VILLA RULES	6
SECTION 3 – HOW THE APPLIANCES WORK	7
SECTION 3.1 – How To Operate The Air-Conditioning Remote	11
SECTION 3.2 – How To Operate The Nespresso Latissima Touch	12
SECTION 4 – WHAT’S INCLUDED AT VILLA DEJA.....	13
Cleaning, Electricity, Pool And Garden.....	13
Other Things.....	13
SECTION 5 – THINGS TO DO IN KOH SAMUI	14
Beaches	14
Restaurants/Places To Eat	14
SECTION 6 – DAY TRIPS AND GETTING AROUND.....	15
Getting Around Samui.....	15
Daytrips	15
SECTION 7 –USEFUL TELEPHONE NUMBERS	16
Hospitals/Medical.....	16
Embassies.....	16
Transportation	16
Airlines.....	17
Other useful numbers	17

VillaDeja

WELCOME TO KOH SAMUI AND VILLA DEJA!

This handbook is to help orientate you to Villa Deja and contains lots of useful knowledge and tips on Koh Samui.

The most important thing to tell you is the Mesh WiFi details!

SSID – Villa Deja

Password – coconut53

We furnished Villa Deja to a very high standard and made sure that everything that matters is designed and included to the highest standard. This brand-new, luxurious and spacious villa means you can completely relax in comfort.

Villa Deja is situated in a tropical and lush coconut plantation, part of a private and tranquil residential development in the Plai Laem area of Koh Samui. Just a 10 minute drive to the gorgeous Choeng Mon coved beach and a 7 minute drive from Koh Samui's international airport. The villa is set over two levels and offers modern, comfortable luxury - perfect for solitude for peace and quiet but still accessible to popular attractions on Koh Samui. With landscaped outdoor areas and a superb swimming pool it's the perfect place to spend your holidays in paradise. It can accommodate families who want to stay together or couples looking for absolute privacy and romance.

You can find more information about our villa on our website at www.samui villanow.com

If you have any feedback or suggestions regarding Villa Deja, please e-mail us at hello@samui villanow.com.

Please do leave a review for your stay at Villa Deja on our website (www.samui villanow.com), TripAdvisor, Airbnb etc or all of them!

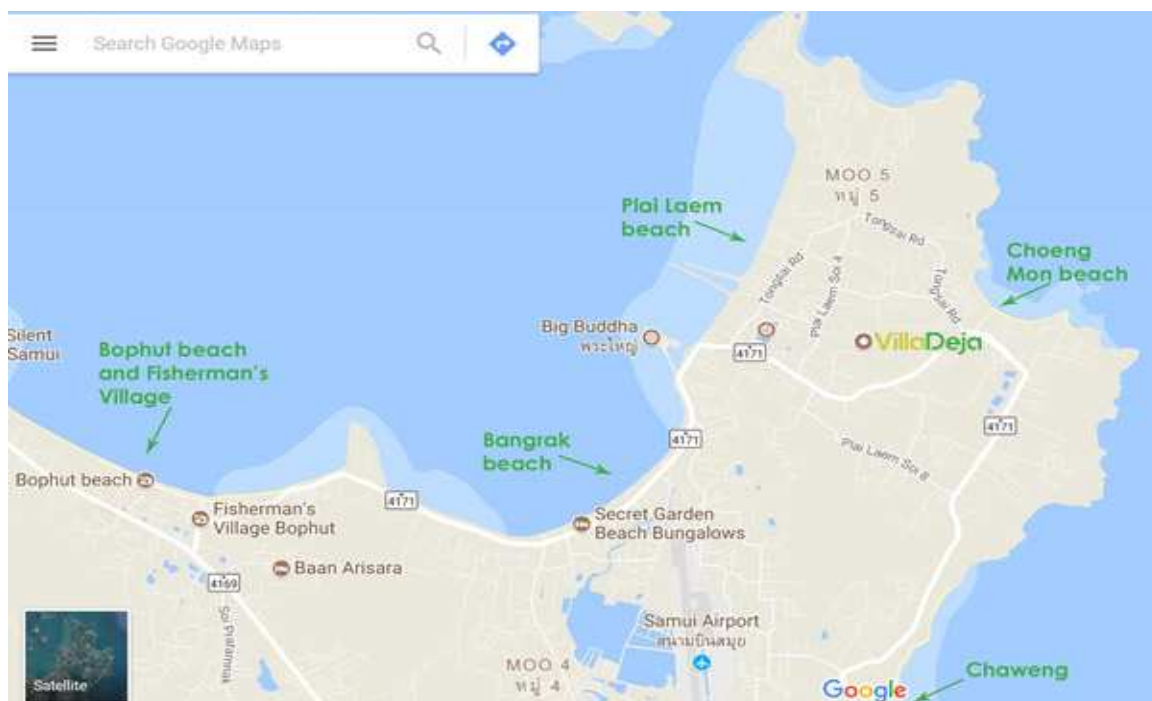
DIRECTIONS AND HOW TO FIND THE VILLA

Villa Deja is located in Plai Laem soi 13. The full address is Samui Emerald Villas, 44/21 Moo 5, Plai Laem Soi 13, Bo Phut, Koh Samui 84320.

Here is a close up map of Villa Deja's location. Plai Laem soi 13 is the road with 'Relax Hotel' on the corner. If you turn here and follow the road around to almost the end, you will see the development of 10 white villas on your left. Villa Deja is number 2 - it's the second villa from the entrance.



Here is another, zoomed out map so you can see Villa Deja's location



SECTION 1 – FEATURES OF VILLA DEJA

Downstairs

Entering Villa Deja, you will find a spacious open plan living area including a lounge, dining room and kitchen and there is a downstairs bathroom for guests' comfort and a central air conditioning system.

In the lounge area, there is a 65 inch LG Ultra HD TV (with 200+ cable channels - including TV packages from 13 different countries - including the UK, Germany, France, Italy, Ireland and instant access to a huge library of Movies and TV series), ultra-high speed MESH blanket wifi (100MB download, 30MB upload).

There is a high-end, western-style kitchen which is fitted out to the highest specifications, with a polished white granite work surface and high-gloss finish to the cupboards. Completing the kitchen area is a modern 'French-door' Panasonic fridge freezer and an island featuring additional seating. The dining area has a pendant industrial downlight above an infinity tempered glass table with enough room for 6 people.

Ceiling to floor, wall to wall patio doors open out to a stunning sun terrace with your very own 7m x 3m private pool, That's a great sized 21sqm of fresh water bathing area! The large outdoor area offers shade from the sun and comfortable high-quality German wicker designed sunbeds along with a BBQ and outdoor sink area. There is an outside washing machine, to minimise any disturbance within the villa itself.

Upstairs

There is a large master bedroom (with a spacious ensuite bathroom) furnished with a comfortable king-size bed and high end (5* hotel class) bed linens.

The second and third bedrooms are located along the corridor, furnished with a king-size and queen-size respectively and high end (5* hotel class) bed linens and have a partial sea-view between the lush coconut trees. These bedrooms share a large bathroom.

All bedrooms have bespoke rubberwood wardrobes and furniture and top of the range Mitsubishi Magic Eye air conditioning (super-quiet) unit along with the 90% black out curtains on the ceiling to floor windows will ensure the best night's sleep.

The master and second bedrooms each have a 43 inch 4K LG TV with the same TV packages as the downstairs TV.

SECTION 2 – VILLA RULES

- Please treat and care for our villa like you would your own home.
- Strictly no smoking inside the villa. You can smoke outside on the terrace (we have provided ash trays), but not inside.
- Please respect the environment and don't leave the air conditioning or lights on needlessly. The air conditioning units we have installed are very efficient and can cool a room very fast. Koh Samui is a tropical island and imports it's electricity from the mainland.
- Strictly no pets allowed
- No parties or events
- Be considerate of our neighbours – Villa Deja is in a very quiet area and noise travels.

CHECK IN TIME - 11AM

CHECK OUT TIME – 10AM

SECTION 3 – HOW THE APPLIANCES WORK

1. Panasonic 'French door' fridge freezer

You can open either side of the fridge without having to open both doors, this is an energy saving feature of the fridge. It has a sensor which monitors the room and adjusts the temperature according to what the sensor 'sees'. There is an ice maker in the freezer and plenty of storage in the fridge.



2. Electrolux hob and oven

There is a switch on the wall which needs to be switched to the 'on' position before the hob and oven will work.

There is an indicator on the hob which shows when it is hot, please be careful not to burn yourself.



3. Sakura rice cooker

Plug in and place rice in the inner bowl (use the measuring cup provided).

Add water to the level mark on the inner bowl corresponding to the number of cups of rice you have added.

Press the menu button until 'Rice' flashes on the display, then you can select the type of rice you are cooking by pressing the 'RICE' button.

Press and hold 'START' for 2 seconds. Once finished with, clean and unplug.



Section 3 – How the appliances work, cont.

4. Nespresso Latissimo Touch

We provide you with 4 coffee pods to get you started. It's a very simple machine to use and it has been pre-programmed for the coffee glass sizes we have in the cupboards.

Fill the water container at the back and fill the milk container and attach to the front of the Nespresso.

Plug in and press the power button (on the top, at the back). When the lights have stopped flashing, place a cup underneath the spouts and press and hold the 'clean' knob on the top of the milk container. When the lights stop flashing, you can release this button.

Place a coffee pod into the machine, put the correct size cup/glass under the spouts and press the button for the type of coffee you want.

When finished, remove the full cup/glass and place another under the spouts and press and hold the clean button again. Turn off and unplug



Please see additional sheet for further instructions

5. Teka in-built cooker hood

The cooker hood is built into the kitchen cupboards above the hob. Just press the buttons on the hood for the different fan speeds. The button with a * on it controls the under cupboards lights. The cooker hood vents outside, so all the cooking smells will be taken away.



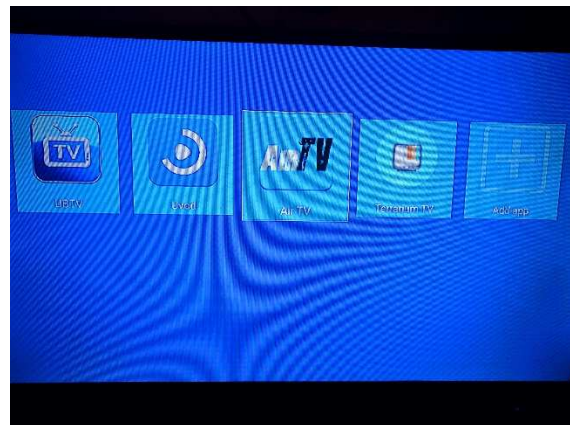
Section 3 – How the appliances work, cont.

6. 65 inch LG UHD TV, soundbar and Android TV box

The LG soundbar is Bluetooth enabled so you can connect your phone and play your favourite music through it. The TV does not have to be on for the soundbar to work with bluetooth.



The Android TV box is fully loaded with an IPTV package (AirTV) which will start when the TV and box is switched on. It has a full electronic programme guide (EPG) and is easy to use. On the 'UNBLOCK' remote control, press the middle button labelled 'OK', this brings up the list of channels and you can scroll up and down. To select a channel, press 'OK'.



AirTV has full films and sports from several countries. AirTV also has video on demand (VOD) for films and TV series – just press the 'Return' button twice and you will see the option for VOD.

Other apps on the Android TV includes Terrarium which has VOD streaming

7. Safe (inside the cupboard next to the front door)

Close the door, input any 4-digit code you want and press lock. To open, you input the 4-digit code. The door will open and a light will come on. After a while the light will go off.

IMPORTANT - on your final use – please leave the safe door open so we can reset the safe for the next user



Section 3 – How the appliances work, cont.

8. Samsung top loading washing machine


Lift the lid of the wooden box. Lift the lid of the washing machine and put the washing inside, add detergent to the detergent pull out box. Close the lid and press the 'Power' button (centre of the control panel). You then select the function you want (the washing machine will stay on the last function used), e.g. fuzzy is a normal wash, quick is a quicker, lighter wash. Then press 'Start'. The machine will then move the barrel of the washing machine to weigh the load and then an estimated completion time will show on the digital panel.






SECTION 3.1 – HOW TO OPERATE THE AIR-CONDITIONING REMOTE

The central downstairs air conditioning system is controlled by remote control. When you turn the unit off, the vanes will close but it will still make a noise for several minutes. You can tell it is off because the vanes will be closed and the green light is off.

Mitsubishi Air Con remote - explanation



Mode   
Auto Cool Dry

you can switch between these modes

Econo Cool – gradually raises the temperature 6°C over a period of 8 hours

Fan speed – adjusts the speed of the fan. Auto, quiet (whisper mode) or you can set the fan speed to one of four fan speeds

Vane control – adjusts the vane to Auto, Lock or Up/Down

You do not need to leave the air conditioning units on all the time. They are top of the range and highly efficient. When you come in, all you need to do is put the unit on and wait for 5-10 minutes and the room will be cool.

The whisper mode is ideal for night-time use as it is ultra-quiet and won't disturb your sleep and is a feature of all the bedroom air-con units. Optimum temperature for sleeping is between 21° and 24°C.

3.2 – HOW TO OPERATE THE NESPRESSO LATISSIMA TOUCH

Nespresso Latissima Touch - Touch Panel explanation



We provide you with 4 coffee pods to get you started. It's a very simple machine to use and it has been pre-programmed for the coffee glass sizes we have in the cupboards.

Fill the water container at the back and fill the milk container and attach to the front of the Nespresso.

Plug in and press the power button (on the top, at the back). When the lights have stopped flashing, place a cup underneath the spouts and press and hold the 'clean' knob on the top of the milk container. When the lights stop flashing, you can release this button.

Place a coffee pod into the machine, put the correct size cup/glass under the spouts and press the button for the type of coffee you want.

When finished, remove the full cup/glass and place another under the spouts and press and hold the clean button again.

Turn off and unplug

SECTION 4 – WHAT’S INCLUDED AT VILLA DEJA

Cleaning, Electricity, Pool And Garden

Daily rentals – electricity charges are not included; these are payable separately. Cleaning is included every 2 days. The cleaning includes change of bed linens and towels

Weekly rentals – electricity charges are not included; these are payable separately. Cleaning is included twice a week. The cleaning includes change of bed linens and towels. Garden and pool maintenance is also included.

Monthly rentals – electricity charges are not included; these are payable separately. Cleaning is included twice a week. The cleaning includes change of bed linens and towels. Garden and pool maintenance is also included.

Pool towels (grey) are also provided for use around the pool or at the beach.

Other Things

Internet and TV channels - for all rentals, high speed (100 mbps) Mesh WiFi internet is included, as is the full IPTV television package downstairs and in the master and second bedrooms.

Nespresso pods – we supply 4 per stay. If you will use more than this during your stay, we advise that you bring them with you.

Kitchen equipment – we have a kettle, toaster and rice cooker for your use in the kitchen. Along with pans, plates, bowls, glasses, mugs and several different sizes of coffee glasses. A full set of cutlery and utensils are also provided.



Please do not put hot pans on the granite worktop

Place mats and coasters – two full sets of placemats for the dining table and 12 (glass) coasters are provided

Welcome Pack –we provide a few essentials to get you started in the villa. Little things like water, milk, bread, tea and coffee, because there’s nothing worse than arriving somewhere without having the essentials to hand!

SECTION 5 – THINGS TO DO IN KOH SAMUI

Villa Deja is very conveniently located in the North-East of Koh Samui, a short walk or drive away from the gorgeous Choeng Mon beach and village with lots of restaurants and bars available.

On the main road, there are several 7-11 and Family Mart mini-mart stores and there are several small Thai restaurants. You are within an easy driving distance to Bangrak beach and village for more bars and restaurants.

For your larger shopping needs, there is Tesco Express stores (in Bangrak) and Big C, Tesco and Makro stores on the ringroad.

Beaches

Koh Samui is blessed with an abundance of beaches. There are so many and we have detailed descriptions on our website. To get you started – here are some of our personal favourites:

Choeng Mon - is a large, sheltered cove of soft white/gold sand with bars and restaurants along the length. Behind Choeng Mon beach is a small village area with lots more bars and restaurants, massage places and shops.

Bangrak - better known as Big Buddha beach thanks to the huge and impossible to miss Big Buddha statue! It's a long stretch of beach with golden, deep sands and water is quite shallow going to very deep.

Maenam – a bit more of an 'old' Samui feeling. Maenam is a very long stretch of beach with deep, yellow sand and deeper water, good for swimming

Chaweng – the southern end is our favourite part of Chaweng beach. Lovely, white soft sand and still, shallow, calm water.

Chaweng Noi – around the headland, south from Chaweng is 'little Chaweng' – not so little, in reality! It's a lovely cove of soft white sand and still, shallow water.

Restaurants/Places To Eat

Thailand is famous for it's amazing food and Koh Samui really doesn't disappoint in this respect. From delicious Thai food in a night market to high-end 5* resort dining with all sorts of other cuisines thrown in for good measure. You will never go hungry on Koh Samui!

Places to check out at night are the Fisherman's Village in Bophut, Chaweng and Choeng Mon

SECTION 6 – DAY TRIPS AND GETTING AROUND

Getting Around Samui

We can help you with car hire or scooter/motorcycle hire. Just ask our Villa Manager for more details and this can be arranged for you.

Otherwise, the main methods of transport around the island are songthaews or taxis. Songthaews are shared transportation which operate on a fixed fee basis. There are songthaews that run along the main road through Choeng Mon to Chaweng. You can also hire the songthaew as a private hire vehicle, so only you are the passengers, this of course, will cost a lot more.

Taxis are quite expensive on the island, they can be pre-ordered and you can also use an app called 'Navigo' to call a taxi. The Navigo app has the advantage of being lower prices than normal taxis.

Daytrips

Around the island

We highly recommend Samui Island Explorer for around island (and other day trips). Michelle, the owner, is very knowledgeable and can arrange a driving tour of the island with a driver included.

Ask our Villa Manager for further information.

Boat trips

There are several boat trips you can do from Koh Samui – Ang Thong National Marine Park, Koh Tao and Koh Nang Yuan and Koh Taen and Koh Mudsun. We have some further information on our website about these day tours by boat.

If you need further information or would like a trip arranging, please ask our Villa Manager for further information.

Enjoy your stay at
VillaDeja

www.samui villanow.com

SECTION 7 -USEFUL TELEPHONE NUMBERS

Hospitals/Medical

Name of Service	Telephone Number
Bangkok Samui Hospital (Chaweng)	077 429500
Samui International Hospital (Chaweng)	077 422272
Samui (public) Hospital (Nathon)	077-421 230
Bandon International Hospital (Bophut)	077-245 236/9
Ambulance and Rescue	1554
Medical Emergency Call	1669
Private Air Ambulance (Siam Air Care)	02 586 765400

Embassies

Embassy and Telephone number	Embassy and Telephone number
Australia - 02-287 2680	Malaysia - 02-286 1390
Austria - 02-287 3970	Netherlands 02-254 7701
Belgium - 02-679 5460	New Zealand - 02-251 8165
Canada - 02-237 4126	Norway - 02-253 0390
Denmark - 02-213 2021	Portugal - 02-234 0372
Finland - 02-256 9306	Singapore - 02-286 2111
France - 02-213 2181	South Korea - 02-247 7537
Germany - 02-213 2331	Spain - 02-252 6112
Italy - 02-285 4090	Sweden - 02-254 4954
India - 02-258 0300	Switzerland - 02-253 0156
Israel- 02-252 3131	United Kingdom - 02-253 0191
Japan - 02-252 6151	United States - 02-252 5040

Transportation

Koh Samui Airport - 077 425 012

Lomprayah (faster ferries) located at Pralarn pier, Maenam and Nathon pier 07795 07004, 08153 67162, 07795 0028 and 08107 93299

e-mail - ebooking@lomprayah.com or samui@lomprayah.com

Website - www.lomprayah.com

Seatran Discovery (faster ferries) located at Bangrak pier - 077 954171/5

E-mail: info@seatrandiscovery.com

Website: www.seatrandiscovery.com

Seatran (car ferries) located at Nathon pier Tel 077-426001

Website www.seatranferry.com

Raja (car ferries) located at Lipa Noi pier 02276-8211-2 and 092 247 3423-5

Website www.rajaferryport.com - Email info@rajaferryport.com

Section 7 – Useful Telephone Numbers continued

Airlines

Bangkok Air (code PG) has two offices on Koh Samui. Website – www.bangkokair.com

Chaweng office (located next door to Bangkok International Hospital in southern Chaweng)

Tel: 077 601 300

E-mail : usmtopg@bangkokair.com

Address : 54/4 Mu 3, Tambon Bo Phud, Koh Samui, Suratthani 84320, Thailand

Office Hours: 08.00 - 17.30 daily and 08.00 - 17.30 on national holidays

Airport office

Tel: 077 428 500 (Operator)

Tel: 077 428 555 (Ticketing)

E-mail: usmrrpg@bangkokair.com

Office Hours: 05.00 - 22.00 daily and 05.00 - 22.00 on national holidays

Other airlines (Bangkok Offices)

Air France (code AF) 02 233 9477	SAS (code SK) 02 260 0444
Air India (code AI) 02 256 9614/8	China Airlines (code CI) 02 253 4242/3
Lufthansa (code LH) 02 264 2400	Emirates (code EK) 02 260 7400/4
Air New Zealand (code NZ) 02 237 1560/2	Japan Airlines (code JL) 02 274 1411/25
Malaysian (code MH) 02 263 0565/71	Eva Air (code BR) 02 240 0890
Alitalia (code AZ) 02 233 4000/4	Swiss Airlines (code LX) 02 636 2150
All Nippon Air (code NH) 02 238 5121	Singapore Air (code SQ) 02 236 0440
British Airways (code BA) 02-236 0038	Silk Air (code MI) 02 236 0440
Qantas (code QF) 02 636 1747	Thai Int'l (code TG) 02 513 0121/9
Air Canada (code AC) 02 251 4521	KLM (code KL) 02 679 1100
Cathay Pacific (code CX) 02 263 0606	United Airlines (code UA) 02 253 0558

Other useful numbers

Immigration 076 221905

Tourist Police (Nathon) 077 421 281

Tourist Police (Emergency number) 1155

Police (General Emergency Call) 191

Police Stations (Thai Police) Bophut 077 425 071